

# Treasurer's Report



**Women's Division**

Section of Finance – Fall Board Meeting



*Operating Revenues:*

*( in million \$ )*

	<b>August 2008</b>	<b>August 2007</b>	<b>December 2007</b>	<b>December 2006</b>
Mission Giving	6.36	6.16	16.37	16.63
Designated Giving	0.85	0.83	1.31	1.61
Interest and Investment Income	1.24	1.67	2.07	2.14
Bequest, Gifts and Contributions	0.44	0.11	1.39	0.77
Publication, rental income and other revenues	4.07	2.99	4.72	5.53
Brooks Howell Home Receipts from Residents	1.71	1.78	2.73	2.63
Other	0.50	0.53	0.68	0.34
<b>Total Operating Revenue</b>	<b>15.17</b>	<b>14.08</b>	<b>29.28</b>	<b>29.64</b>



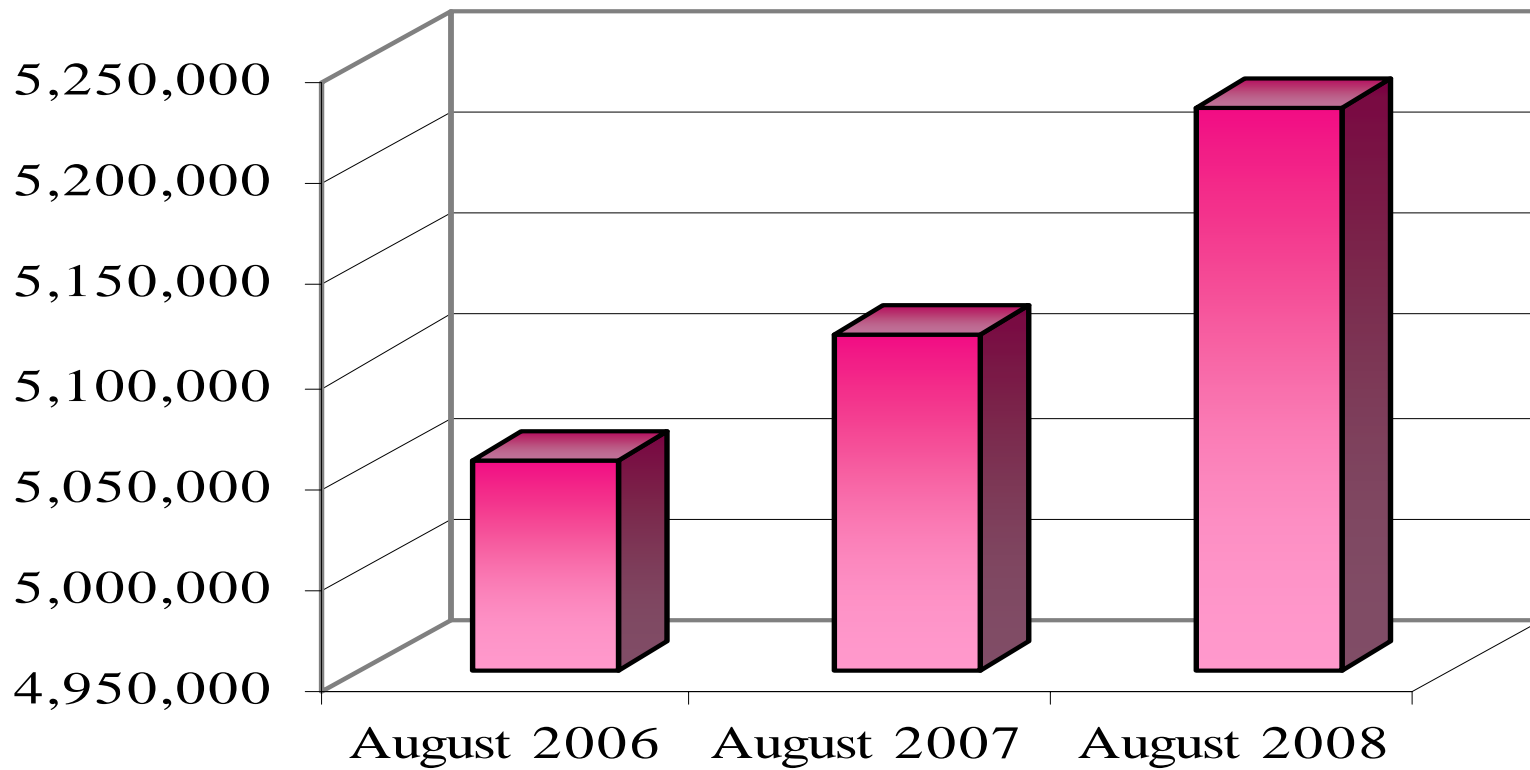
*Mission Giving:*

*( in million \$)*

	August 2008	August 2007	December 2007	December 2006
Pledge to Mission	5.23	5.12	12.82	13.18
Special Mission Recognition	0.40	0.40	0.89	0.85
Gift to Mission	0.28	0.20	0.62	0.59
Gift in Memory	0.16	0.16	0.42	0.39
World Thanks Offering	0.30	0.30	1.62	1.63
<b>Total Mission Giving</b>	<b>6.36</b>	<b>6.16</b>	<b>16.37</b>	<b>16.63</b>

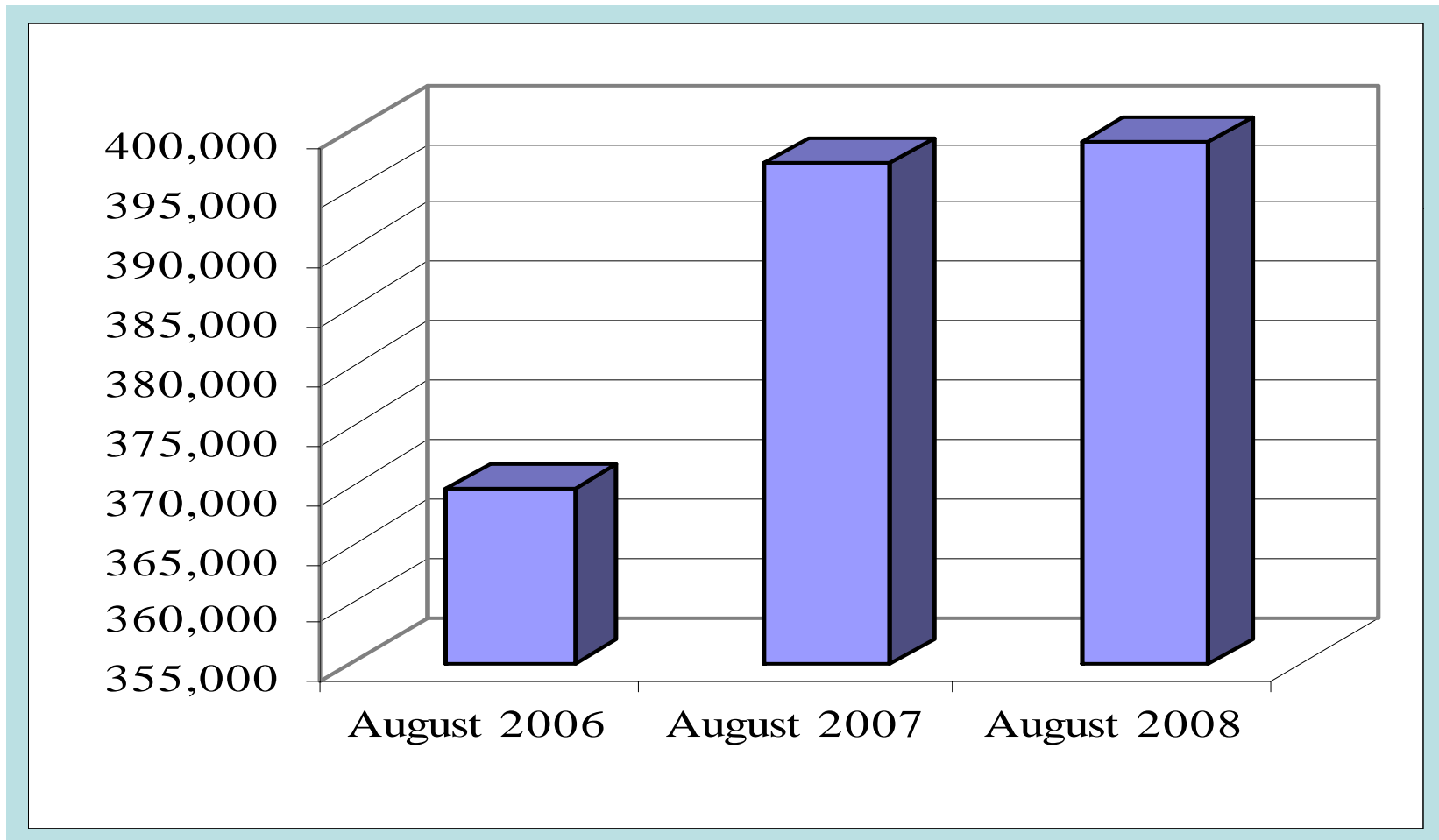


### Pledge to Mission



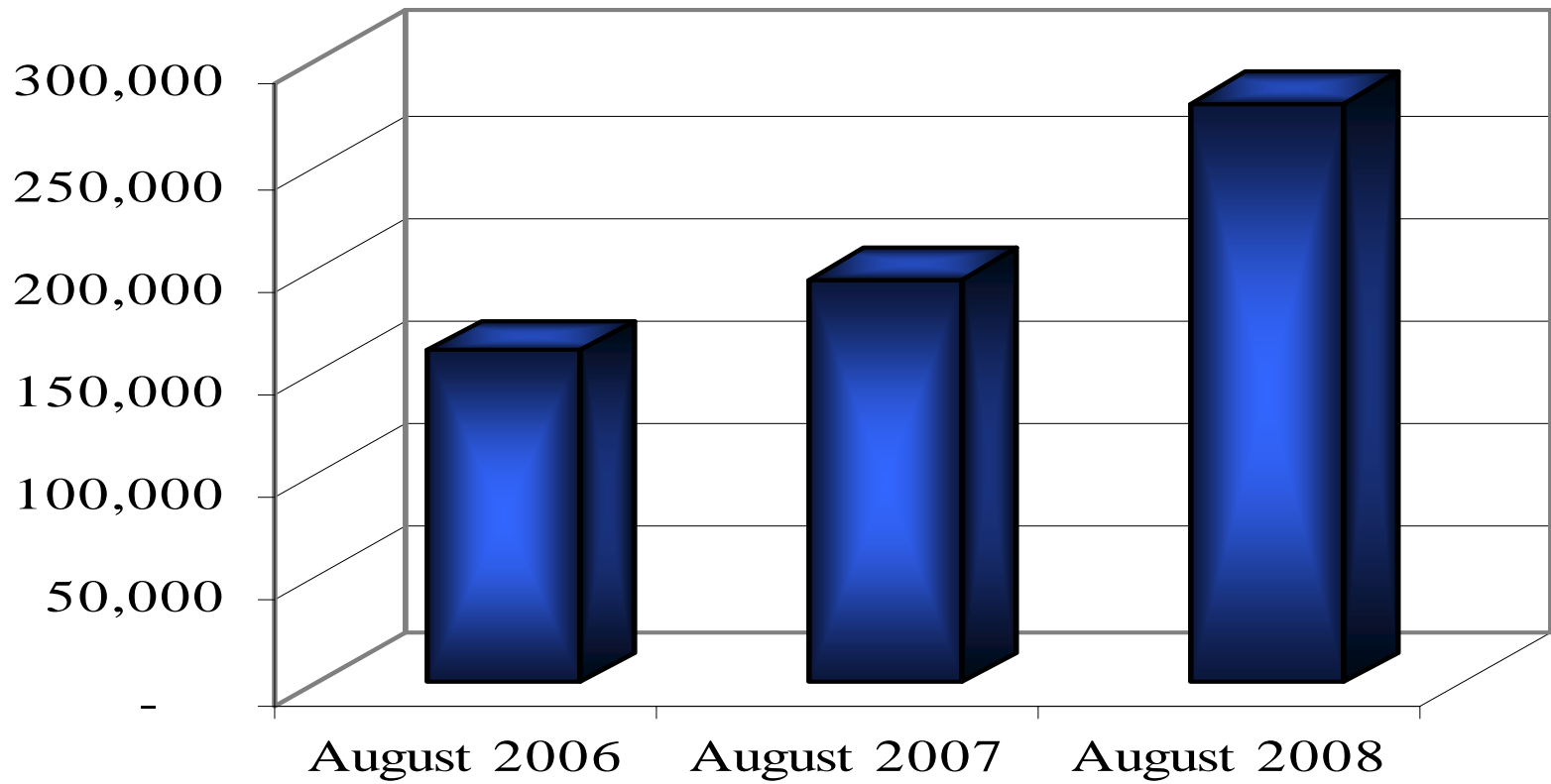


### Special Mission Recognition



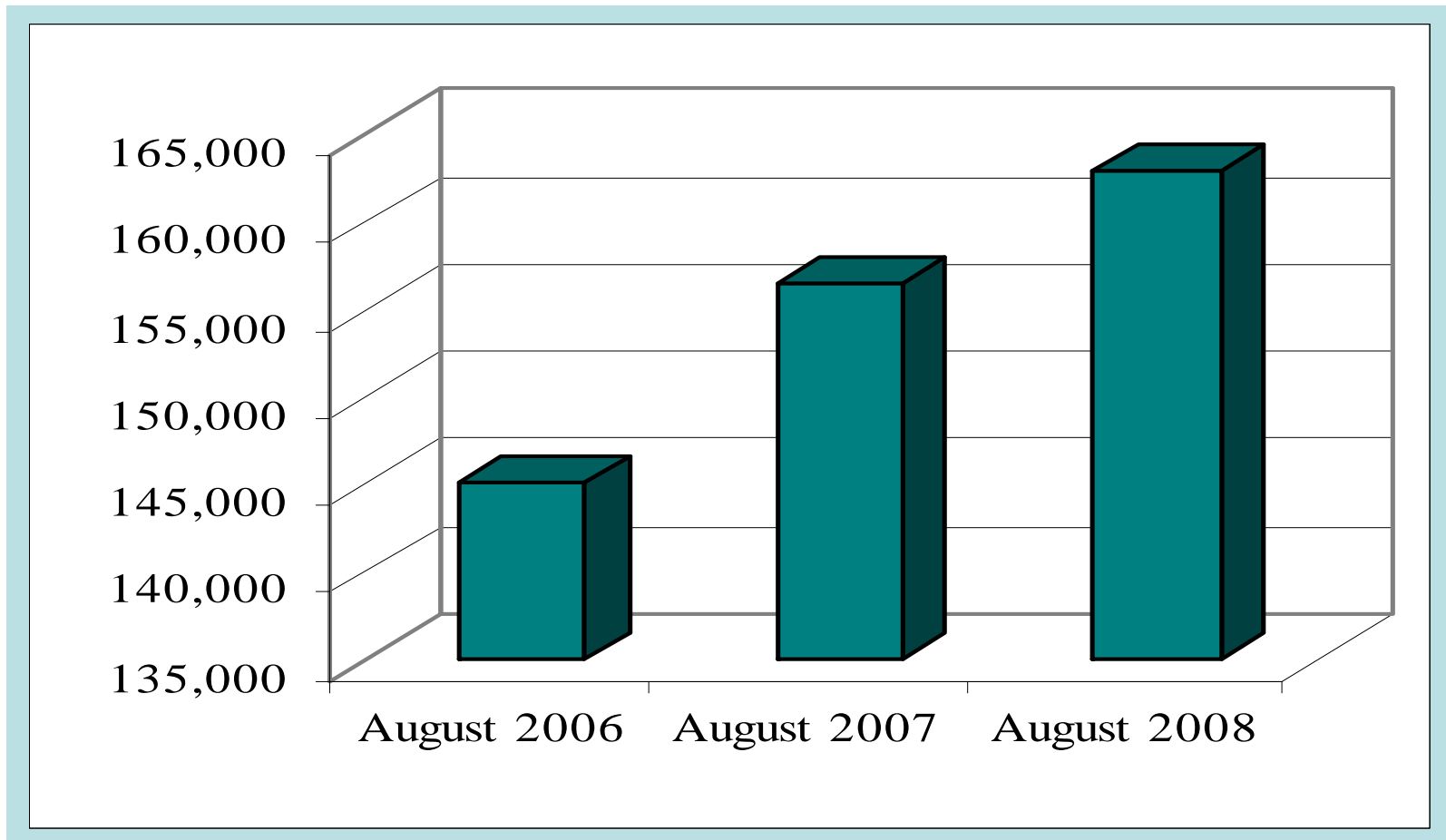


### Gift to Mission



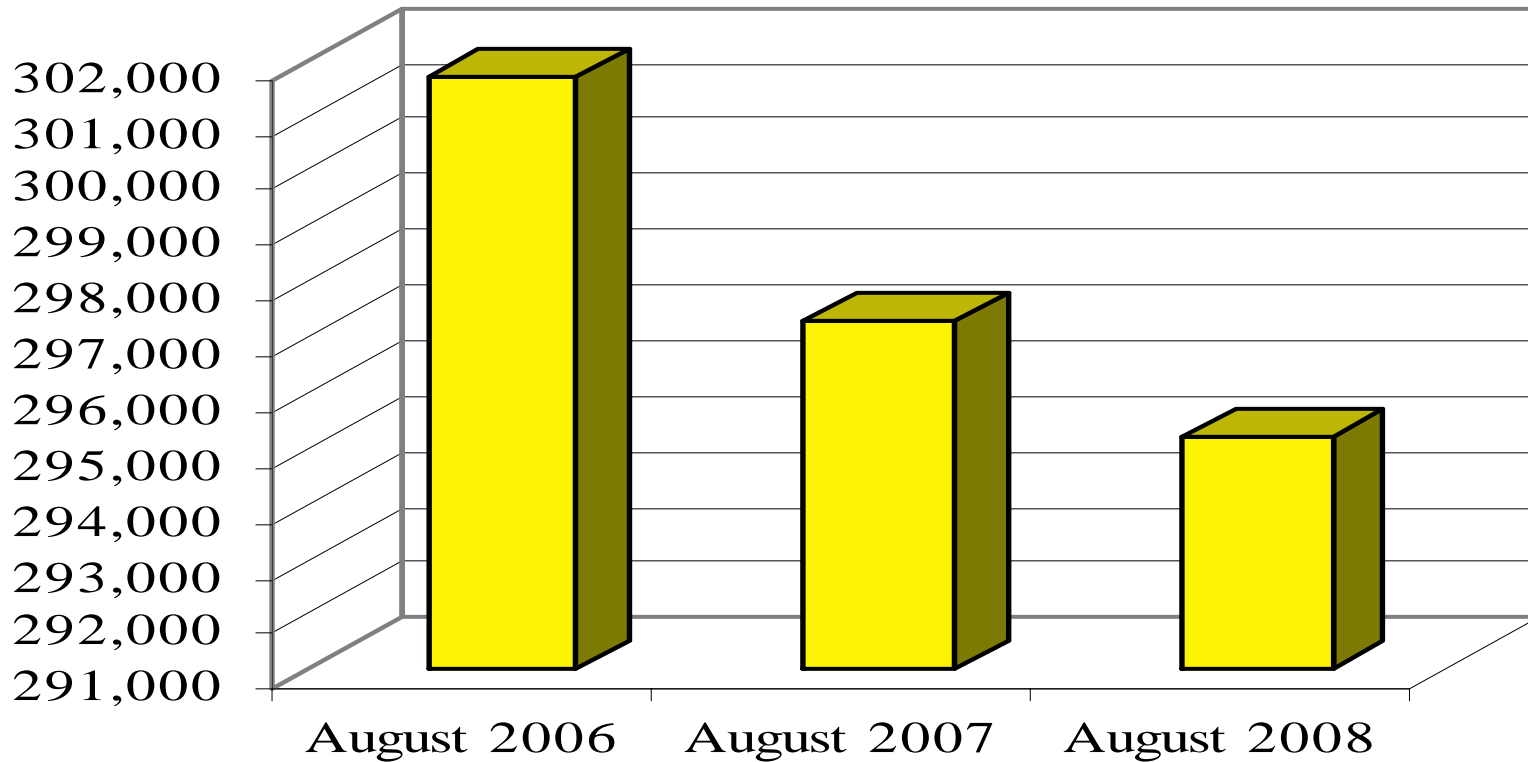


### Gift in Memory



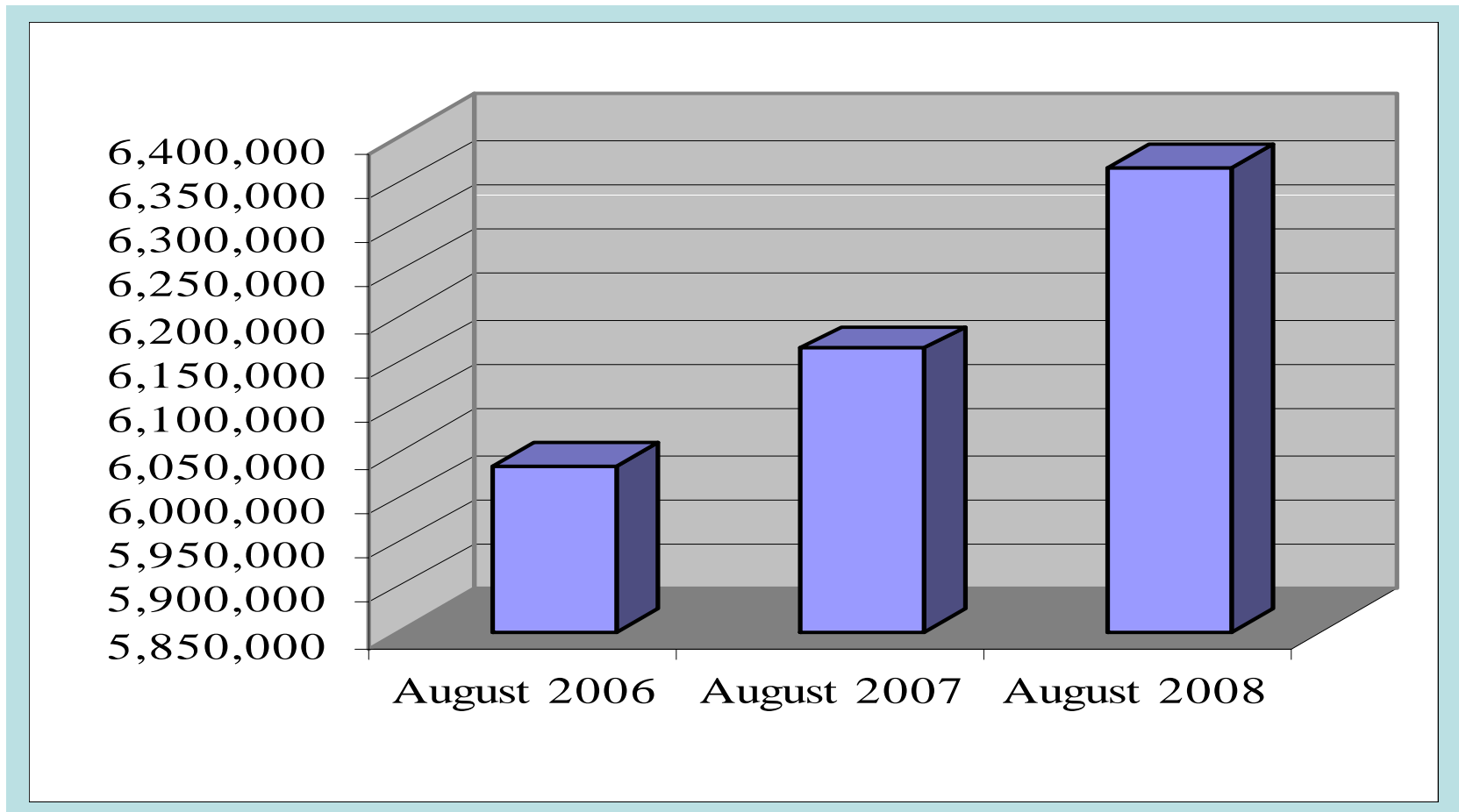


### World Thanks Offering





### Total Mission Giving





*Designated Giving:*

*( in million \$)*

	August 2008	August 2007	December 2007	December 2006
Call to Prayer	0.72	0.72	0.99	1.08
Brighter Future for Children and Youth	0.02	0.02	0.05	0.06
Assembly Offering	0.00	0.00	0.01	0.16
Other	0.10	0.09	0.26	0.31
<b>Total Designated Giving</b>	<b>0.85</b>	<b>0.83</b>	<b>1.31</b>	<b>1.61</b>



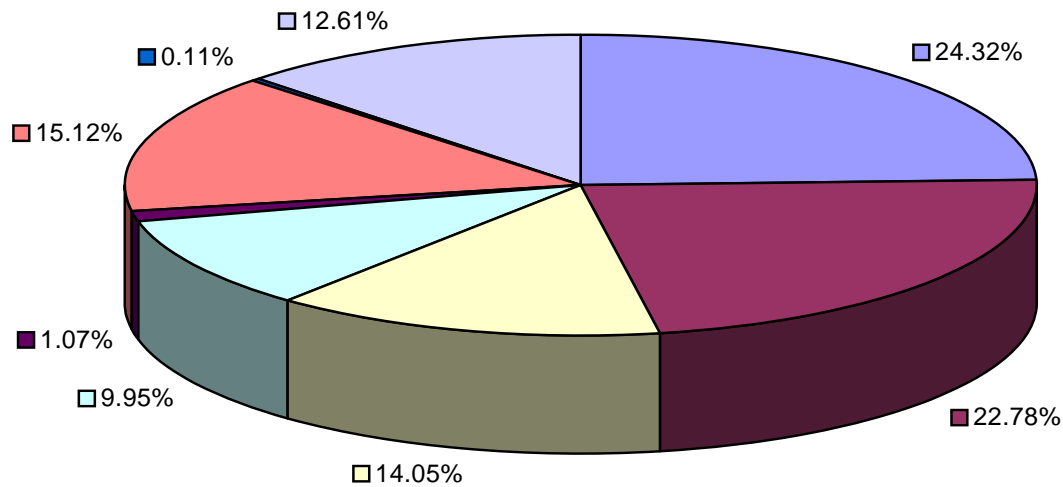
*Operating Expenditures:*

*( in million \$)*

	<b>August 2008</b>	<b>August 2007</b>	<b>December 2007</b>	<b>December 2006</b>
Mission Programs	4.69	4.73	6.54	9.56
Programs Administered by GBGM	4.39	4.73	7.87	9.40
Pension and post-retirement costs	2.71	2.93	7.90	1.59
Brooks Howell Home Expenses	1.92	1.60	3.17	2.92
Property Maintenance, Insurance	0.21	0.25	1.38	1.36
SVC, MRC, CCUN, Response	2.92	3.39	5.42	6.23
Scarritt-Bennett Center	0.02	0.05	0.07	0.15
Admin and Fundraising	2.43	2.40	3.51	3.81
<b>Total Operating Expenditures</b>	<b>19.29</b>	<b>20.09</b>	<b>35.86</b>	<b>35.02</b>



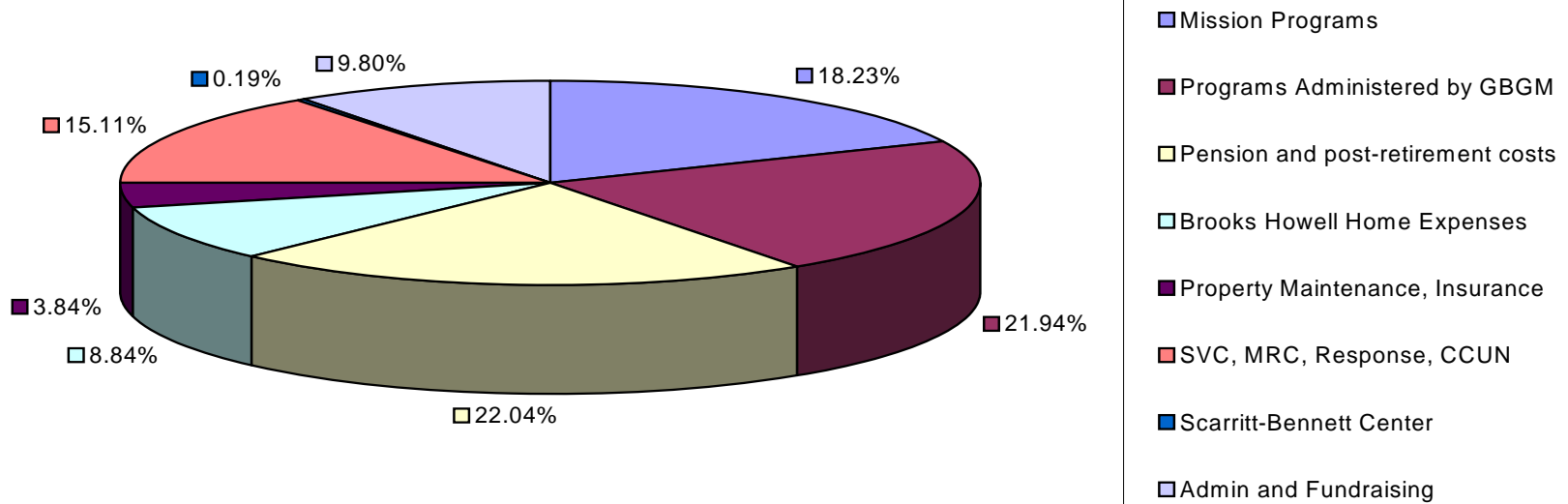
### Operating Expenditures August 31, 2008



- Mission Programs
- Programs Administered by GBGM
- Pension and post-retirement costs
- Brooks Howell Home Expenses
- Property Maintenance, Insurance
- SVC, MRC, Response, CCUN
- Scarritt-Bennett Center
- Admin and Fundraising



### Operating Expenditures December 2007





*Effects on Net Assets:*

*( in million \$ )*

	<b>August 2008</b>	<b>August 2007</b>	<b>December 2007</b>	<b>December 2006</b>
Operating Deficit	(4.12)	(6.01)	(6.57)	(5.38)
Apprn./ (Depn.) in investments	(11.30)	2.94	3.53	6.59
Endowment/sale of properties	0.01	0.07	2.60	2.10
<b>Increase/(Decrease) in Net Assets</b>	<b>(15.41)</b>	<b>(3.00)</b>	<b>(0.44)</b>	<b>3.32</b>



*Net Assets:*

*( in million \$ )*

	<b>August 2008</b>	<b>August 2007</b>	<b>December 2007</b>	<b>December 2006</b>
Undesignated- General Fund	2.71	0.20	6.37	3.19
Designated	15.63	30.58	23.24	28.46
Total Unrestricted	18.34	30.78	29.61	31.66
Temporarily Restricted	25.74	26.62	29.83	28.71
Permanently Restricted	15.26	14.83	15.32	14.82
<b>Total Net Assets</b>	<b>59.34</b>	<b>72.23</b>	<b>74.75</b>	<b>75.19</b>



*Women's Division Net Assets:*

*( in million \$ )*

<i>Year</i>	<b>Unrestricted</b>	<b>Temporarily Restricted</b>	<b>Permanently Restricted</b>	<b>Total</b>
2005	29.49	23.23	11.39	64.11
2006	31.66	28.71	14.82	75.19
2007	29.61	29.83	15.32	74.75
<b>August 2007</b>	<b>30.78</b>	<b>26.62</b>	<b>14.83</b>	<b>72.23</b>
<b>August 2008</b>	<b>18.34</b>	<b>25.74</b>	<b>15.26</b>	<b>59.34</b>